



MONTHLY VULNERABILITY INSIGHTS

Based on Data from Secunia Research

NOVEMBER 2025

Reuse

We encourage the reuse of data, charts and text published in this report under the terms of this [Creative Commons Attribution 4.0 International License](#). You are free to share and make commercial use of this work as long as you attribute the *Flexera Monthly Vulnerability Insights Report* as stipulated in the terms of the license.

Content

Reuse	2
Introduction	4
<i>Secunia Research software vulnerability tracking process.</i>	4
<i>The anatomy of a Security Advisory</i>	4
Monthly Summary	5
<i>Important conclusions from this month's report are:</i>	5
<i>Notable Vulnerability – and Threat Intelligence news:</i>	6
<i>NVD Update</i>	7
<i>Comparing NVD published information with this month's Secunia Research data</i>	8
<i>Risk Scoring Model:</i>	9
Year-to-date overview	10
Monthly data	11
<i>Vulnerability information</i>	11
Advisories by attack vector	11
Advisories by criticality	11
Advisories per day	12
Advisories without CVE	12
<i>Rejected advisories.</i>	13
Addressing awareness with vulnerability insights	13
<i>Vendor view</i>	15
Top vendors with the most advisories	15
Top vendors with zero-day	16
Top Vendors with highest average threat score	16
<i>Browser-related advisories</i>	17
Advisories per browser	17
Browser zero-day vulnerabilities	17
Average CVSS (criticality) score per browser	17
Average threat score per browser	17
What's the Attack Vector?	17
Top networking related advisories	18
<i>Threat intelligence</i>	19
Threat intelligence advisory statistics	19
Patching	20
<i>Vulnerabilities that are vendor patched</i>	20
<i>Flexera's Vendor Patch Module (VPM) statistics</i>	21
<i>This month's top 10 vendor patches</i>	21
Other sources	22
CISA	22
This months' the additions to the KEV catalog	22
Due Date this month	24
More information	25

Introduction

Welcome to our Monthly Vulnerability Insights by Flexera. This comprehensive, monthly review is based upon data from the Secunia Research team at Flexera who produces valuable advisories leveraged by users of Flexera's [Software Vulnerability Research](#) and [Software Vulnerability Manager](#) solutions.

The Secunia Research team is comprised of several security specialists who methodically test, verify and validate disclosed vulnerabilities from hundreds of sources. Since the founding of the Secunia Research team in 2002, it has been our goal to provide the most accurate and reliable source of vulnerability intelligence.

Secunia Research software vulnerability tracking process.

A vulnerability is an error in software which can be exploited with a security impact and gain. Secunia Research validates, verifies and tests vulnerability information to author security advisories which provide valuable details by following consistent and standard processes which have been refined over the years.

Whenever a new vulnerability is reported, it's verified and a Secunia Advisory is published. A Secunia Advisory provides details, including description of the vulnerability, risk rating, impact, attack vector, recommended mitigation, credits, references and more, including additional details discovered during verification and testing, thus providing the information required to make appropriate decisions about how to protect systems. Click here to learn more about [Secunia Advisories and their contents](#).

The anatomy of a Security Advisory

A security advisory is a summary of the work that Secunia Research performs to communicate standardized, validated and enriched vulnerability research on a specific software product version.

We issue Secunia Research criticality ratings and common vulnerability scoring system (CVSS) metrics after a distinct analysis in the advisories. This dual rating method allows for a much-improved means of prioritizing by criticality—delivering a review that includes product context and related security best practices.

A *rejection advisory* issued by the research team issues means we've determined it's not worthy of your attention. This advisory comes if a vendor issues an advisory acknowledging vulnerability that we don't believe to be valid—and would have a product solution we aren't recommending or exceeding already. We send that out to save you considerable time.

If someone other than the vendor issues an advisory and we don't believe to be valid, we discard it. We take that action, so you don't waste your time processing inconsequential vulnerability information.

[check out this infographic.](#)



Monthly Summary

Total advisories: **1,289** (last month: **1,526**)

Important conclusions from this month's report are:

- This month 1,289 Advisories (**Ranked #6** ,since 2002) .
- Flexera has increased the Vendor Patch Catalog again this month to **12,354 patches** (last month: 12,176 patches)
- Year to Date 2025 is now also record breaking with **13,562** advisories (2024: 11,437) which is an 18.6% increase.
- Secunia reported **36** (last month : 20) Advisories without CVE that have a CVSS range 0.0 – 7.8, the top 6 :

Advisories	Versions	Consequence	Secunia Criticality	Secunia CVSS3	Attack Vector
SA148095	Debian 12.x, Debian 13.x	Security Bypass	Highly Critical	9.8	From Remote Network
SA147332	Ubuntu 25.04, Ubuntu Linux 24.04	Security Bypass	Highly Critical	9.8	From Remote Network
SA147174	Confluent Platform 7.x	Security Bypass	Less Critical	8	From Local Network
SA147476	WibuKey Runtime for Windows 6.x	Privilege escalation	Less Critical	7.8	From Local System
SA147538	Libxml2	DoS	Moderately Critical	7.5	From Remote Network
SA147410	libarchive 3.x	Exposure of sensitive information	Moderately Critical	7.5	From Remote Network

- 6 Zero-day** Advisories reported for Microsoft Windows and Server, Edge and Google Chrome (last month : 8 zero-day Advisories)
- With **188 rejection advisories** (last month 250) , we see that **Linux Foundation** continues to be the top provider of rejection advisories (41) , **Suse** (40) , **RedHat** and **Oracle** (14)
- 73 Advisories disclosed for **Rocky Linux** on the Open-Source list (#4 position on the vendor list)
- Notable is the spike on October 11 , when 192 Advisories were released with more than 71% was related to **SUSE** (33.33%) , **Amazon.com** (26,56%) and **Red Hat** (11.46%)
- Secunia Research** identified several **KEV's** that have not been added to the **CISA KEV**: (as of Dec. 2. 2025)

CVE	ThreatScore	CVSS3	Versions
CVE-2025-11001	89	7.80	Oracle Solaris 11.x
CVE-2025-55315	83	9.90	VMware Tanzu Application Service for VMs 6.x, AlmaLinux 9.x
CVE-2025-62168	81	10.00	Oracle Linux 9, Rocky Linux 9.x, AlmaLinux 9.x, Oracle Linux 7, Red Hat Enterprise Linux (RHEL) 10.x, SUSE Linux Enterprise Server (SLES) 15 SP6, SUSE Linux Enterprise Server (SLES) 15 SP7, openSUSE Leap 15.x, Red Hat Enterprise Linux (RHEL) 9.x, SUSE Linux Enterprise Server for SAP Applications 15 SP5, openSUSE Leap 15.x
CVE-2025-27152	79	5.30	NetApp Active IQ Unified Manager 9.x
CVE-2025-38236	79	0.00	Oracle Linux 8, Oracle Linux 9, Ubuntu Linux 24.04
CVE-2025-1094	56	8.10	VMware Tanzu Application Service for VMs 6.x
CVE-2018-16858	54	7.80	.NET Core Buildpack 2.x
CVE-2019-9848	52	9.80	.NET Core Buildpack 2.x
CVE-2025-10725	52	9.90	Red Hat OpenShift AI 2.x
CVE-2025-21756	52	7.80	SUSE Linux Enterprise Server for SAP Applications 15 SP5
CVE-2022-1292	31	7.30	VMware Tanzu Operations Manager 3.x, Isolation segment 10.x, VMware Tanzu Kubernetes Grid Integrated Edition 1.x, VMware Tanzu Operations Manager 3.x, VMware Tanzu Operations Manager 3.x, VMware Tanzu Operations Manager 3.x, VMware Tanzu Operations Manager 3.x, VMware Tanzu Operations Manager 3.x, VMware Tanzu Operations Manager 3.x, VMware Tanzu Operations Manager 3.x, VMware Tanzu Operations Manager 3.x, VMware Tanzu Operations Manager 3.x, VMware Tanzu Operations Manager 3.x
CVE-2022-1473	30	7.50	VMware Tanzu Operations Manager 3.x, Isolation segment 10.x, VMware Tanzu Kubernetes Grid Integrated Edition 1.x, VMware Tanzu Operations Manager 3.x, VMware Tanzu Operations Manager 3.x, VMware Tanzu Operations Manager 3.x, VMware Tanzu Operations Manager 3.x, VMware Tanzu Operations Manager 3.x, VMware Tanzu Operations Manager 3.x, VMware Tanzu Operations Manager 3.x, VMware Tanzu Operations Manager 3.x, VMware Tanzu Operations Manager 3.x, VMware Tanzu Operations Manager 3.x
CVE-2024-4323	22	9.80	VMware Tanzu Kubernetes Grid Integrated Edition 1.x
CVE-2025-40601	22	7.50	SonicWALL Network Security Appliance (NSA) Series, SonicWALL TZ Series
CVE-2025-49844	22	9.90	Oracle Linux 9, Rocky Linux 9.x, Ubuntu 25.04, Ubuntu Linux 24.04, Oracle Linux 9, Oracle Linux 9, Rocky Linux 9.x, Red Hat Enterprise Linux (RHEL) 10.x, Rocky Linux 9.x, Red Hat Enterprise Linux (RHEL) 9.x, AlmaLinux 9.x, AlmaLinux 9.x, Red Hat Enterprise Linux (RHEL) 9.x, Red Hat Enterprise Linux (RHEL) 9.x, AlmaLinux 9.x, Rocky Linux 9.x, Red Hat Enterprise Linux (RHEL) 10.x, Oracle Linux 8, Oracle Linux 9, SUSE Liberty Linux 8.x

Notable Vulnerability – and Threat Intelligence news:

November 2025 told a different story beneath the surface. From surging vulnerability disclosures to state-level breaches and ransomware attacks, the month revealed a cybersecurity landscape marked by speed, stealth, and severity. From an Advisory view:

- **SA147563 & SA147563 | Microsoft Edge & Google Chrome | Zero Day: Yes | Extreme Critical | CVSS: 8.8 | Threat Score: 96**

Type Confusion in V8 in Google Chrome prior to 142.0.7444.175 allowed a remote attacker to potentially exploit heap corruption via a crafted HTML page. (Chromium security severity: High)

These threats have been associated with the following exploits:

- zero day
- Tsundere (Botnet)
- Clop Ransomware (Ransomware)
- BadIIS
- EVEREST Ransomware (Ransomware)

CVE-2025-13223 ● **Actively being exploited!**

- **SA147828 + SA147824 + SA147825 + SA147632 | Windows 10+11, Windows Server '19+'22+'25 Zero Day: Yes | Highly Critical | CVSS:9.8| Threat Score:99**

Multiple vulnerabilities have been reported with Windows Server and Windows Client , which can be exploited by malicious, local users to disclose sensitive information, cause a DoS (Denial of Service), and gain escalated privileges, by malicious users in a guest virtual machine to cause a DoS, by malicious users to compromise a vulnerable system, and by malicious people to bypass certain security restrictions and compromise a vulnerable system.

CVE-2025-62215 having the highest threat score (88) and added to the KEV. ● **Actively being exploited!**

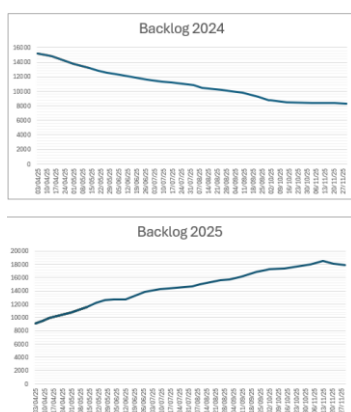
Secunia: Concurrent execution using shared resource with improper synchronization ('race condition') in Windows Kernel allows an authorized attacker to elevate privileges locally.

KEV: Microsoft Windows Kernel contains a race condition vulnerability that allows a local attacker with low-level privileges to escalate privileges. Successful exploitation of this vulnerability could enable the attacker to gain SYSTEM-level access.

These threats have been associated with the following exploits:

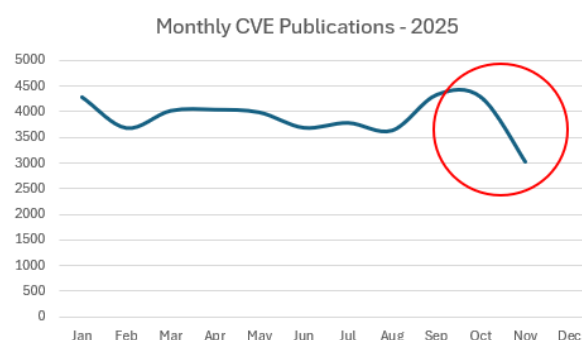
- Clop Ransomware (Ransomware)
- RondoDox (Botnet)
- zero day
- Akira Ransomware (Ransomware)
- Race COndition

NVD Update



After nearly two years of unrelenting growth, the Common Vulnerabilities and Exposures (CVE) backlog has finally shown a modest but noteworthy decline. This downward trend, while not dramatic, suggests a potential turning point in how disclosed software vulnerabilities are managed. However, this development calls for closer examination, especially regarding its causes and implications for organizations depending on accurate and timely vulnerability intelligence.

The improvement is not primarily due to an increase in analysis from the National Vulnerability Database (NVD). Instead, it appears to be the result of a significant reduction in new CVEs published by CVE.org and subsequently ingested by NVD. This distinction is important. The dip in numbers may reflect a slowdown in reporting or publishing activity rather than a fundamental solution to the underlying backlog.



Currently, more than 26,000 CVEs remain unanalyzed by the NVD. This leaves a substantial gap in vulnerability coverage and puts organizations at risk if they rely solely on NVD-based data. Many third-party solutions draw from the same incomplete source, which means they also miss critical information. As a result, security teams may lack the full picture required to assess and respond to threats in a timely and effective manner.

For organizations with compliance obligations or operating in high-risk sectors, this data gap poses a serious problem. Security teams must be able to trust the intelligence that informs their vulnerability management and patching strategies.

Why Independent Vulnerability Research Matters

This is where independent research becomes essential. Flexera's Secunia Research provides an alternative approach, one that goes beyond public data sources. It delivers verified, timely, and actionable intelligence backed by expert analysis. Rather than relying solely on automation, Secunia Research adds human verification, context around exploitability, and insights into product-specific risks.

Organizations need more than raw data. They need clarity on which vulnerabilities are relevant, which are exploitable, and which should be prioritized. This can only be achieved through high-quality, continuously updated intelligence that helps reduce the time between disclosure and remediation.

With the increasing pressure from regulations such as the NIS2 Directive in Europe or Australia's Essential Eight, the need for reliable and complete vulnerability intelligence is greater than ever. These frameworks require proactive and auditable approaches to cyber risk, something that cannot be delivered through partial or delayed CVE data.

Secunia Research helps close this gap, giving security and IT operations the insight they need to act quickly and confidently. For those serious about reducing risk and maintaining compliance, relying on **trusted** and **complete** intelligence is not optional. **It is essential.**

Comparing NVD published information with this month's Secunia Research data

- Using only Secunia Advisories with 1 CVE associated
- No rejection Advisories used
- No NVD CVEs used that had no CVSS Score

Context Matters: (Same CVE , different scores, based vendor and product and context)

Advisories	Vendors	Consequence	Secunia Criticality	cves	Secunia CVSS	NVD CVSS	Difference	Threat Score	Attack Vector	solution Status
SA147539	Hitachi	Exposure of sensitive information	Not Critical	CVE-2024-13176	3.1	4.1	1	17	From Local Network	Vendor Patched
SA148089	Dell	Exposure of sensitive information	Less Critical	CVE-2024-13176	3.7	4.1	0.4	17	From Remote Network	Vendor Patched
SA147617	Red Hat	Security Bypass	Moderately Critical	CVE-2024-45337	8.8	9.1	0.3	17	From Remote Network	Vendor Patched
SA147175	Ubuntu	Security Bypass	Moderately Critical	CVE-2024-45337	8.8	9.1	0.3	17	From Remote Network	Vendor Patched
SA147284	IBM	DoS	Less Critical	CVE-2024-57699	6.5	7.5	1	3	From Local Network	Vendor Patched
SA147718	Atlassian	DoS	Moderately Critical	CVE-2024-57699	7.5	7.5	0	3	From Remote Network	Partial Fix
SA148153	IBM	DoS	Less Critical	CVE-2025-48976	6.5	7.5	1	19	From Local Network	Vendor Patched
SA147398	NetApp	DoS	Less Critical	CVE-2025-48976	6.5	7.5	1	19	From Local Network	No Fix
SA147966	Atlassian	DoS	Moderately Critical	CVE-2025-48976	7.5	7.5	0	19	From Remote Network	Partial Fix
SA148004	F5	DoS	Moderately Critical	CVE-2025-8677	7.5	7.5	0	18	From Remote Network	No Fix
SA147407	Amazon.com	DoS	Moderately Critical	CVE-2025-8677	7.5	7.5	0	18	From Remote Network	Vendor Patched
SA147244	NetApp	DoS	Less Critical	CVE-2025-9086	6.5	7.5	1	18	From Local Network	No Fix
SA147756	Amazon.com	DoS	Moderately Critical	CVE-2025-9086	7.5	7.5	0	18	From Remote Network	Vendor Patched
SA147240	SUSE	System access	Moderately Critical	CVE-2025-9230	8.1	7.5	0.6	18	From Remote Network	Vendor Patched
SA147888	NetApp	System access	Less Critical	CVE-2025-9230	7.5	7.5	0	18	From Local Network	No Fix

Top CVE CVSS Score Compare (Difference > 2)

Advisories	Vendors	Consequence	Secunia Criticality	cves	Secunia CVSS	NVD CVSS	Difference	Threat Score	Attack Vector	solution Status
SA147843	Ubuntu	System access	Moderately Critical	CVE-2025-64524	8.8	3.3	5.5	15	From Local Network	Vendor Patched
SA148428	Expat	DoS	Moderately Critical	CVE-2025-66382	7.5	2.9	4.6	15	From Remote Network	No Fix
SA148030	SUSE	Exposure of sensitive information	Not Critical	CVE-2024-53141	3.3	7.8	4.5	21	From Local System	Vendor Patched
SA148056	Ubuntu	System access	Highly Critical	CVE-2025-62171	9.8	5.9	3.9	16	From Remote Network	Vendor Patched
SA147482	Debian	Unknown	Moderately Critical	CVE-2025-13042	5	8.8	3.8	17	From Remote Network	Vendor Patched
SA148397	SUSE	Security Bypass	Not Critical	CVE-2025-38616	3.3	7.1	3.8	17	From Local System	Vendor Patched
SA147274	IBM	Security Bypass	Not Critical	CVE-2025-47909	3.7	7.3	3.6	2	From Remote Network	Vendor Patched
SA147528	Red Hat	Exposure of sensitive information	Moderately Critical	CVE-2025-25724	7.5	4	3.5	16	From Remote Network	Vendor Patched
SA146860	Ubuntu	DoS	Moderately Critical	CVE-2025-59362	7.5	4	3.5	3	From Remote Network	Vendor Patched
SA147501	MapServer	Manipulation of data	Moderately Critical	CVE-2025-59431	6.5	9.8	3.3	2	From Remote Network	Vendor Patched
SA147364	Red Hat	Manipulation of data	Less Critical	CVE-2025-47907	3.7	7	3.3	17	From Remote Network	Vendor Patched
SA148353	SUSE	DoS	Moderately Critical	CVE-2025-58183	7.5	4.3	3.2	16	From Remote Network	Vendor Patched
SA148420	Debian	System access	Highly Critical	CVE-2025-59820	9.8	6.7	3.1	16	From Remote Network	Vendor Patched
SA147850	NetApp	Exposure of sensitive information	Not Critical	CVE-2023-5981	3.1	5.9	2.8	17	From Local Network	Vendor Patched
SA147960	Atlassian	Security Bypass	Less Critical	CVE-2022-46175	4.3	7.1	2.8	3	From Remote Network	Partial Fix
SA147423	SUSE	DoS	Moderately Critical	CVE-2025-62594	7.5	4.7	2.8	2	From Remote Network	Vendor Patched
SA147661	SAP	Security Bypass	Not Critical	CVE-2025-42895	4.2	6.9	2.7	0	From Local System	Vendor Patched
SA148047	SUSE	Manipulation of data	Moderately Critical	CVE-2025-64459	6.5	9.1	2.6	21	From Remote Network	Vendor Patched
SA146025	IBM	DoS	Less Critical	CVE-2025-30472	6.5	9	2.5	18	From Local Network	Vendor Patched
SA148318	SUSE	Exposure of sensitive information	Less Critical	CVE-2025-23259	8.9	6.5	2.4	2	From Local Network	Vendor Patched
SA148173	Red Hat	DoS	Moderately Critical	CVE-2025-27832	7.5	9.8	2.3	16	From Remote Network	Vendor Patched
SA147294	SailPoint Technologies, Inc	Cross Site Scripting	Not Critical	CVE-2025-10280	4.8	7.1	2.3	2	From Local Network	Partial Fix
SA147652	SUSE	Exposure of sensitive information	Moderately Critical	CVE-2025-11021	5.3	7.5	2.2	16	From Remote Network	Vendor Patched
SA148338	Gentoo	Exposure of sensitive information	Moderately Critical	CVE-2025-13470	5.3	7.5	2.2	15	From Remote Network	Vendor Patched
SA148020	IBM	Exposure of sensitive information	Less Critical	CVE-2025-36371	4.3	6.5	2.2	0	From Remote Network	Vendor Patched
SA148181	Wazuh	Security Bypass	Not Critical	CVE-2025-54866	3.3	5.5	2.2	0	From Local System	Vendor Patched
SA147567	Red Hat	DoS	Moderately Critical	CVE-2025-59530	5.3	7.5	2.2	16	From Remote Network	Vendor Patched
SA147752	Amazon.com	DoS	Moderately Critical	CVE-2025-61795	7.5	5.3	2.2	16	From Remote Network	Vendor Patched
SA148127	WhatsApp Inc.	Security Bypass	Moderately Critical	CVE-2025-55179	7.5	5.4	2.1	15	From Remote Network	Vendor Patched
SA147173	Ubuntu	System access	Highly Critical	CVE-2025-7425	9.8	7.8	2	3	From Remote Network	Vendor Patched
SA147906	Oracle Corporation	Exposure of sensitive information	Moderately Critical	CVE-2025-11277	7.3	5.3	2	16	From Remote Network	Vendor Patched

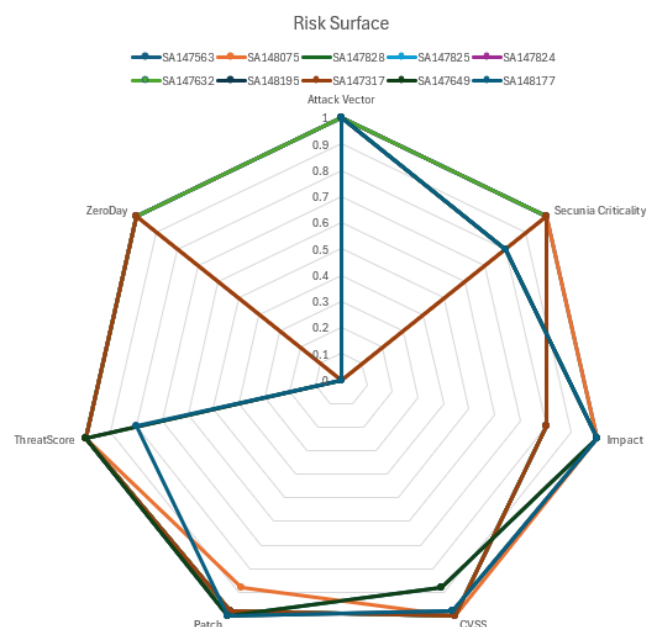
Risk Scoring Model:

There are many ways to prioritize Software Vulnerabilities , a previous article I wrote on LinkedIn : [Key Elements of a Balanced Risk Scoring Model](#) I shared some key components that can build a balanced risk scoring model. There is no standard in prioritizing vulnerability remediation , but the goal is to spark some discussion about what's important, and for obvious reasons , I've used the [Secunia Research Data](#) to perform the calculation.

My current model is based on 7 variables that have been normalized to a score between 0 and 1 based on custom scaling or just using the score as is (CVSS)

- Attack Vector
- Secunia Criticality Score
- Impact / Consequence
- CVSS Score
- Patch Availability
- Threat Intelligence
- Zero Day

With that the Risk Score will be between 0 – 7 (0 = rejected)



Top Advisories released this month based on the calculated Risk Score:

Advisories	Product Versions	Impact or consequence	OS	Secunia Criticality	Impact	CVSS Score	Vendor Patched	Threat Score	Zero Day	Risk Score
SA147563	Microsoft Edge (Chromium-Based)	System access	FALSE	Extreme Critical	1	8.8	Yes	94	TRUE	6.88
SA148075	Google Chrome 142.x	System access	FALSE	Extreme Critical	1	8.8	Yes	94	TRUE	6.88
SA147828	Microsoft Windows 10	System access	TRUE	Highly Critical	1	9.8	Yes	99	TRUE	6.78
SA147825	Microsoft Windows Server 2019 & 2022	System access	TRUE	Highly Critical	1	9.8	Yes	99	TRUE	6.78
SA147824	Microsoft Windows 11	System access	TRUE	Highly Critical	1	9.8	Yes	99	TRUE	6.78
SA147632	Microsoft Windows Server 2025	System access	TRUE	Highly Critical	1	9.8	Yes	99	TRUE	6.78

Risk Score Thresholds

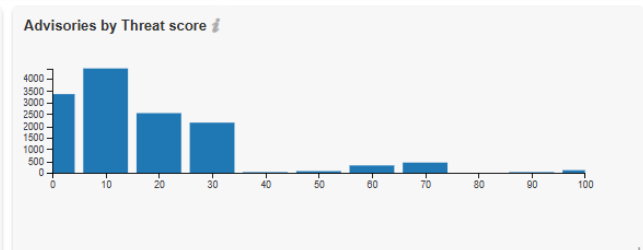
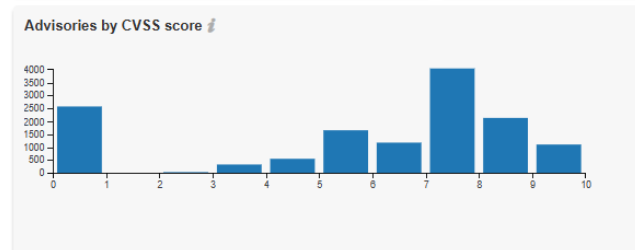
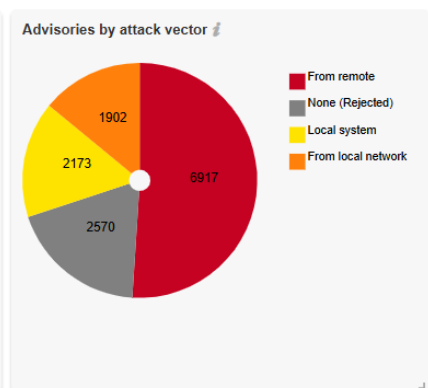
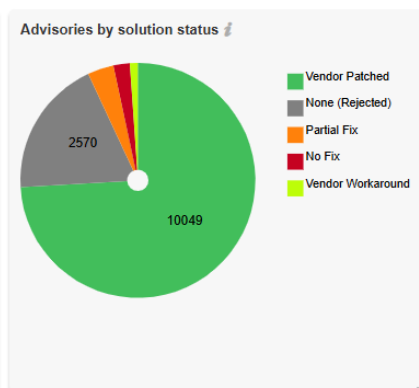
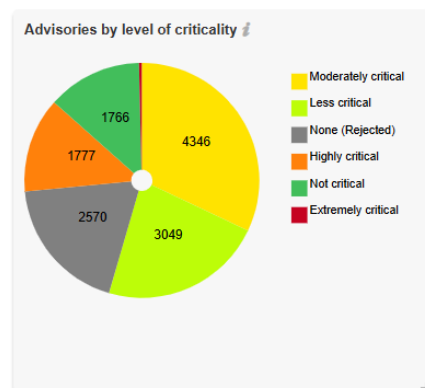
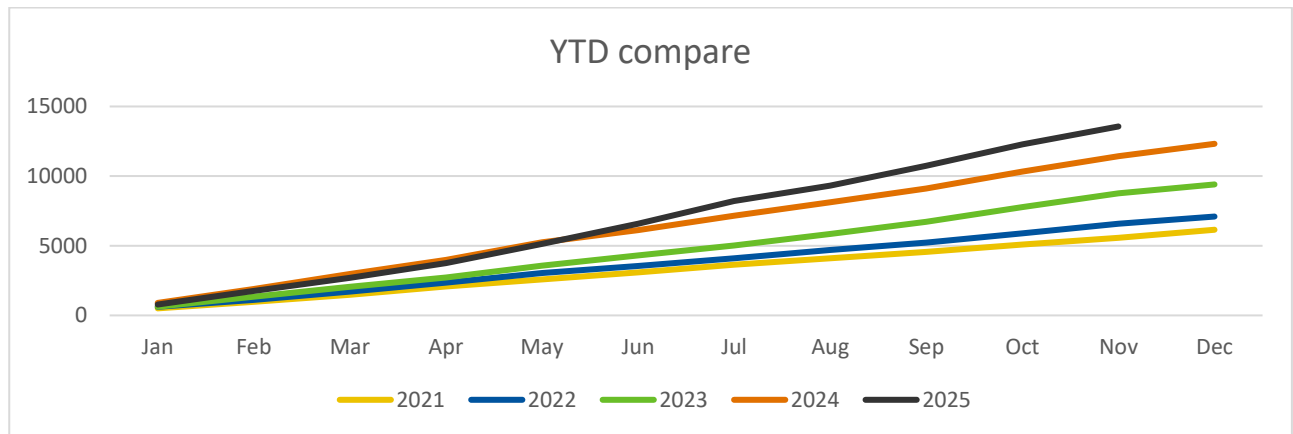
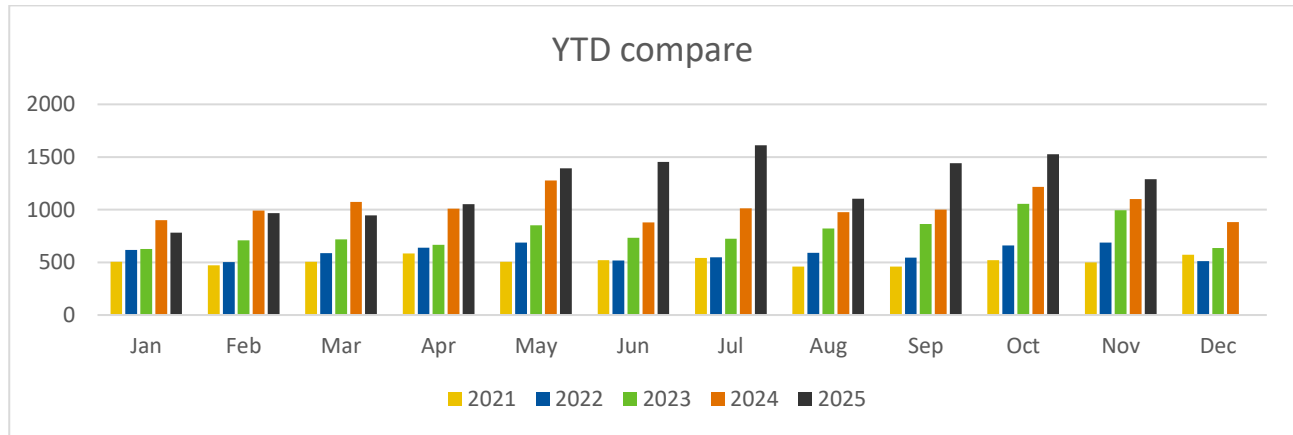
Attack Vector	Secunia Criticality	Impact Severity
Remote Network → 1.0	Extreme Critical → 1.0	System Access → 1.0
Local Network → 0.5	Highly Critical → 0.8	Privilege Escalation, Spoofing → 0.9
Local System → 0.2	Moderately Critical → 0.6	XSS, Hijacking → 0.8
Unknown → 0.0	Less Critical → 0.4	Info Exposure, Data Manipulation → 0.7
	Not Critical → 0.2	DoS, Security Bypass → 0.6
	Rejected → 0.0	System Info Exposure, Unknown → 0.5

CVSS Score	Patch Availability	Threat Score
CVSS v3 ÷ 10 → 0.0 - 1.0	Vendor Patched → 1.0	71+ → 1.0
	Partial Fix, Workaround → 0.5	45 - 70 → 0.8
	No Fix / Unknown → 0.0	24 - 44 → 0.6
		13 - 23 → 0.4
		1 - 12 → 0.2
		0 or unranked → 0.0

Zero-Day	Risk Score Formula	
True → 1.0	Risk Score =	Sum of all scores
False → 0.0	Higher Score = Higher Risk	Used for prioritization & patching

Year-to-date overview

As of **November 30, 2025**, the year-to-date total is **13,562** Advisories, which is **18.6%** more than 2024: **11,437** YTD Advisories)



Monthly data

This month, a total of **1,526** ↑ (last month: **1,526**) advisories were reported by the Secunia Research Team.

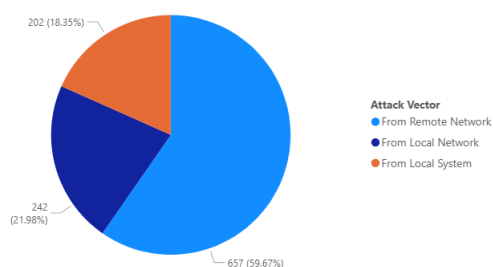
This month:	#	Change (last month):
Total # of advisories	1,289	↓ (1,526)
Unique Vendors	101	↑ (93)
Unique Products	284	↓ (336)
Unique Versions	337	↓ (405)
Rejected Advisories *	188	↓ (250)
NEW Advisories without CVE ID	36	↑ (20)
Advisories with Threat Score (>0)	1,289	↑ (1,132)
Total Unique CVE ID's reported	4,334	↑ (3,236)

↑ increased ↓ lower ↔ same

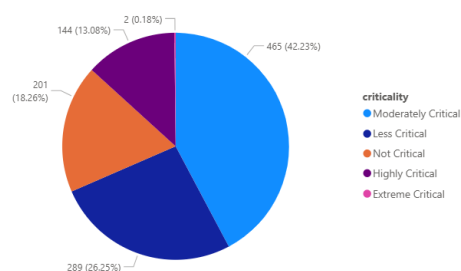
* **188** advisories have received the “rejected” status which means in general that leveraging it would require one or more violations of security best practices (e.g., product not securely configured or not used securely) or that it was “too weak of a gain” (e.g., administrative, local users already being too privileged so that additional gain becomes neglectable). More information about rejections can be found in the rejection section.

Vulnerability information

Advisories by attack vector



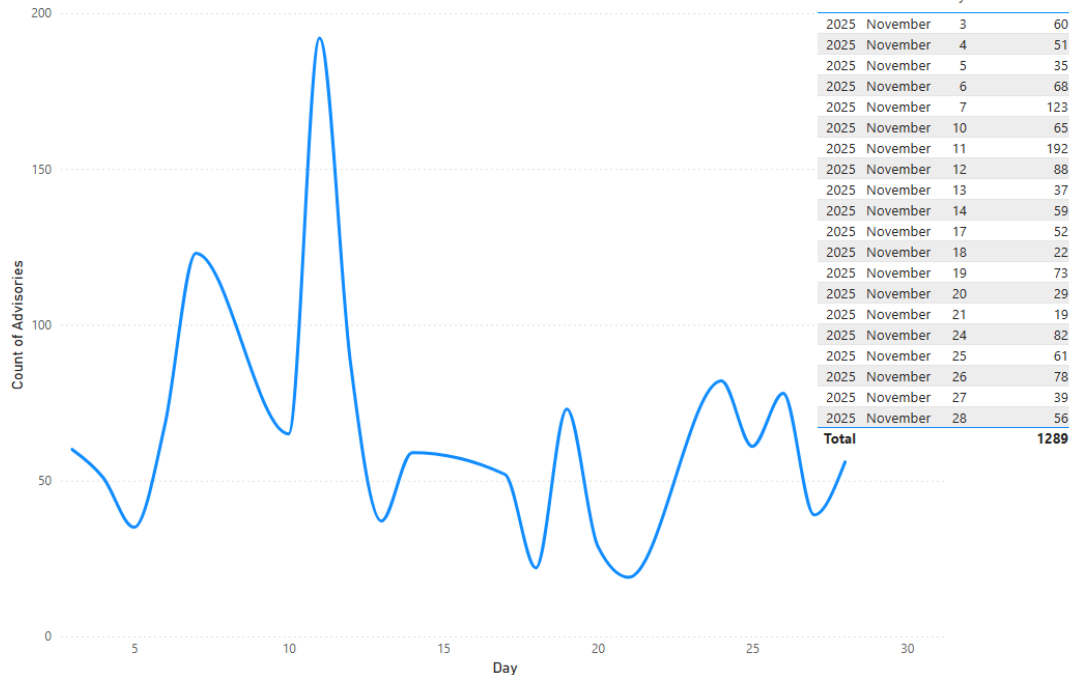
Advisories by criticality



Advisories per day

Below an overview of the daily advisory count.

Count of Advisories by Day



Advisories without CVE

Advisories	Versions	CVSS3	Criticality	Description	Solution status
SA147332	Ubuntu 25.04, Ubuntu Linux 24.04	9.80	Highly Critical	Ubuntu update for keystone	Vendor Patched
SA148095	Debian 12.x, Debian 13.x	9.80	Highly Critical	Debian update for keystone	Vendor Patched
SA147174	Confluent Platform 7.x	8.00	Less Critical	Confluent Platform Operator Security Bypass Vulnerability	Vendor Patched
SA147476	WibuKey Runtime for Windows 6.x	7.80	Less Critical	WibuKey Runtime for Windows Multiple Vulnerabilities	Vendor Patched
SA147410	libarchive 3.x	7.50	Moderately Critical	libarchive "find_elf_data_sec()" Out-Of-Bounds Read Memory Access Vulnerability	Vendor Patched
SA147538	Libxml2	7.50	Moderately Critical	Libxml2 "xmlSetTreeDoc()" Denial of Service Vulnerability	Vendor Workaround
SA147146	SUSE Linux Enterprise Server (SLES) 15 SP7	6.10	Moderately Critical	SUSE update for cdi-apiserver-container, cdi-cloner-container, cdi-controller-container, cdi-importer-container, cdi-operator-container, cdi-uploadproxy-container, cdi-uploadserver-container, cont	Vendor Patched
SA147373	Zimbra Collaboration Suite 10.x	6.10	Moderately Critical	Zimbra Collaboration Suite Multiple Vulnerabilities	Vendor Patched
SA147472	Zimbra Collaboration Suite 10.x	6.10	Moderately Critical	Zimbra Collaboration Suite Multiple Vulnerabilities	Vendor Patched
SA147204	CyberArk Privileged Access Manager 14.x, Privileged Access Manager 14.x	5.60	Moderately Critical	CyberArk Privileged Access Manager Multiple Unspecified Vulnerabilities	Vendor Patched
SA147250	Amazon Linux 2023	5.60	Moderately Critical	Amazon Linux update for runc	Vendor Patched
SA147486	Amazon Linux 2	5.60	Moderately Critical	Amazon Linux update for runc	Vendor Patched
SA147487	Amazon Linux 2	5.60	Moderately Critical	Amazon Linux update for runc	Vendor Patched
SA147495	Amazon Linux 2	5.60	Moderately Critical	Amazon Linux update for runc	Vendor Patched
SA147915	Magnolia 6.x	5.60	Moderately Critical	Magnolia Multiple Unspecified Vulnerabilities	Vendor Patched
SA148031	SUSE Liberty Linux 8.x	5.60	Moderately Critical	SUSE update for idm:client	Vendor Patched
SA148032	SUSE Liberty Linux 8.x	5.60	Moderately Critical	SUSE update for idm:DL1	Vendor Patched
SA148141	CA Aion Business Rules Expert 11.x	5.60	Moderately Critical	CA Aion Business Rules Expert for Windows LibXML2 Unspecified Vulnerability	Partial Fix
SA148171	Mattermost 10.x	5.60	Moderately Critical	Mattermost Multiple Unspecified Vulnerabilities	Vendor Patched
SA148329	Mattermost 10.x	5.60	Moderately Critical	Mattermost Jira Plugin Unspecified Vulnerability	Vendor Patched
SA148232	ZED! Enterprise for Linux 2023.x	5.50	Not Critical	ZED! Enterprise for Linux GUI Multi-User Security Bypass Vulnerability	Vendor Patched
SA148336	Debian 12.x, Debian 13.x	5.40	Less Critical	Debian update for tryton-sao	Vendor Patched
SA147302	CA Workload Automation 7.x	5.00	Less Critical	CA Workload Automation Multiple Unspecified Vulnerabilities	Partial Fix
SA147329	IBM DB2 11.x, IBM DB2 Connect 11.x	4.30	Less Critical	IBM Db2 / Db2 Connect FasterXML Jackson Denial of Service Vulnerability	Vendor Patched
SA147333	Pega Platform 8.x	4.30	Less Critical	Pega Platform Cross-Site Request Forgery Vulnerability	Vendor Patched
SA147339	IBM DB2 11.x	4.30	Less Critical	IBM Db2 Apache Commons Information Disclosure Vulnerability	Vendor Patched
SA148419	Debian 12.x, Debian 13.x	4.30	Less Critical	Debian update for tryton-server	Vendor Patched

Rejected advisories.

There are many vulnerabilities posted to the National Vulnerability Database (NVD) by a lot of people and companies. They are not always valid, assigned a proper criticality, and in some cases, a vulnerability may be legitimate but not afford the attacker any benefit.

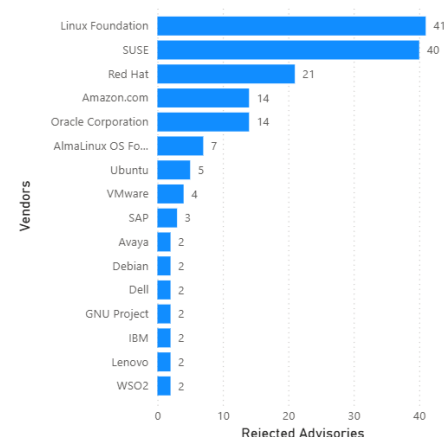


The Secunia Research team at Flexera evaluates vulnerabilities from hundreds of sources, rescors them when necessary and even rejects vulnerabilities not worth your attention. Rejection Advisories help you to reduce the volume of vulnerabilities to be mitigated by helping you focus only on those that present a reasonable risk to your environment.

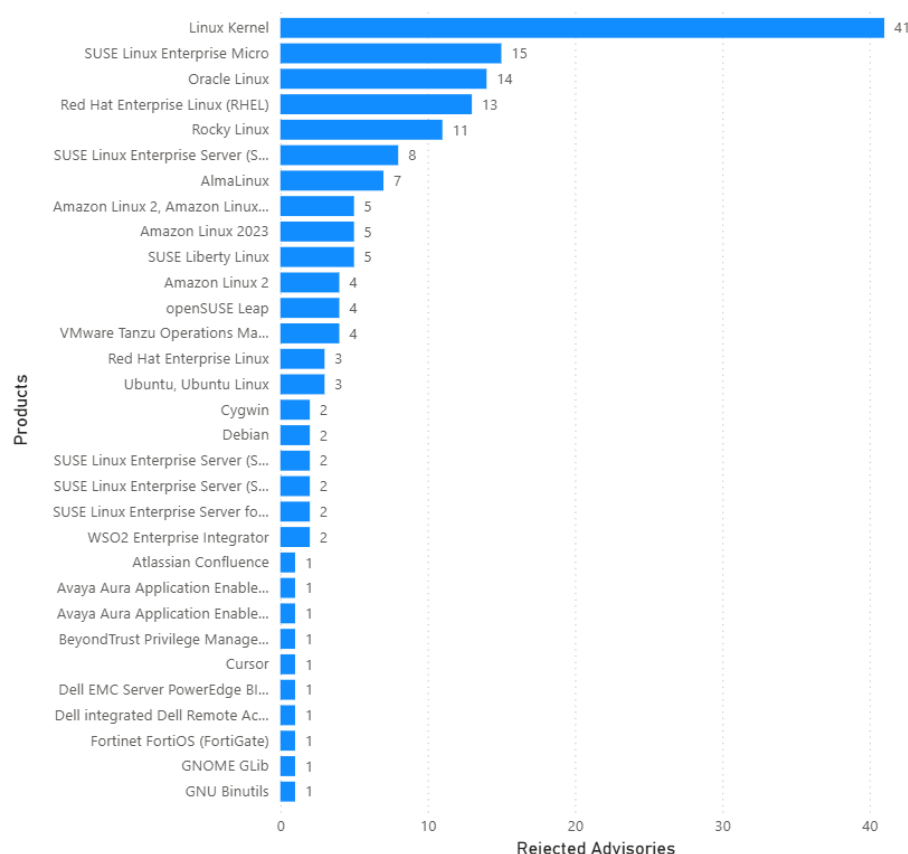
An advisory may be rejected many reasons. The most common are:

- No reachability**
 The vulnerability cannot be exploited because the affected systems cannot be reached by an attacker.
- No gain**
 The vulnerability may be reached, but without any gain for the attacker.
- No exploitability**
 The vulnerability cannot be exploited because, for example, policy forbids installation of the affected software.
- Dependent on other**
 The vulnerability cannot be exploited by itself but depends on another vulnerability being present.

Rejected Advisories by Vendors



Rejected Advisories by Products



Addressing awareness with vulnerability insights

Prevalence:

- How many systems would benefit from any given security update?
- Does it pose a risk? It's on all systems? **Patch.**

Asset Sensitivity:

- What systems would result in the most risk if compromised?
- Is it a high-risk device? **Patch.**

Criticality:

- The most popular method of thoughtful prioritization.
- If exploited, how bad could it affect your security? Is it designated to be of a high criticality? **Patch.**

Threat Intelligence:

- The newest and most impactful method focuses on the likelihood of exploitation.
- Is it likely to be exploited? **Patch.**



How do we know that more insights/data is needed?

Focusing on vulnerabilities with CVSS 7 or higher would address about 50 percent of exploits. Most exploits are CVSS scored between 4 and 7. Focusing on vulnerabilities for the top 20 vendors would address only about 20 percent.

Take away 1:

Critical vulnerabilities do not necessarily present the most risk.

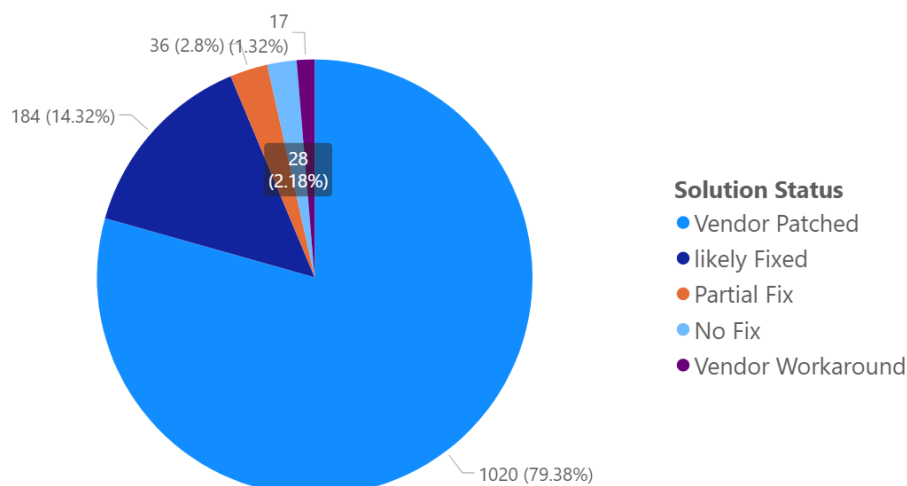
Leverage threat intelligence to better prioritize what demands your most urgent attention.

Organizations who do not have Threat Intelligence data should consider implementing this to ensure they have the complete picture.

Take away 2:

Most vulnerabilities have a patch available (typically within 24 hours after disclosure).

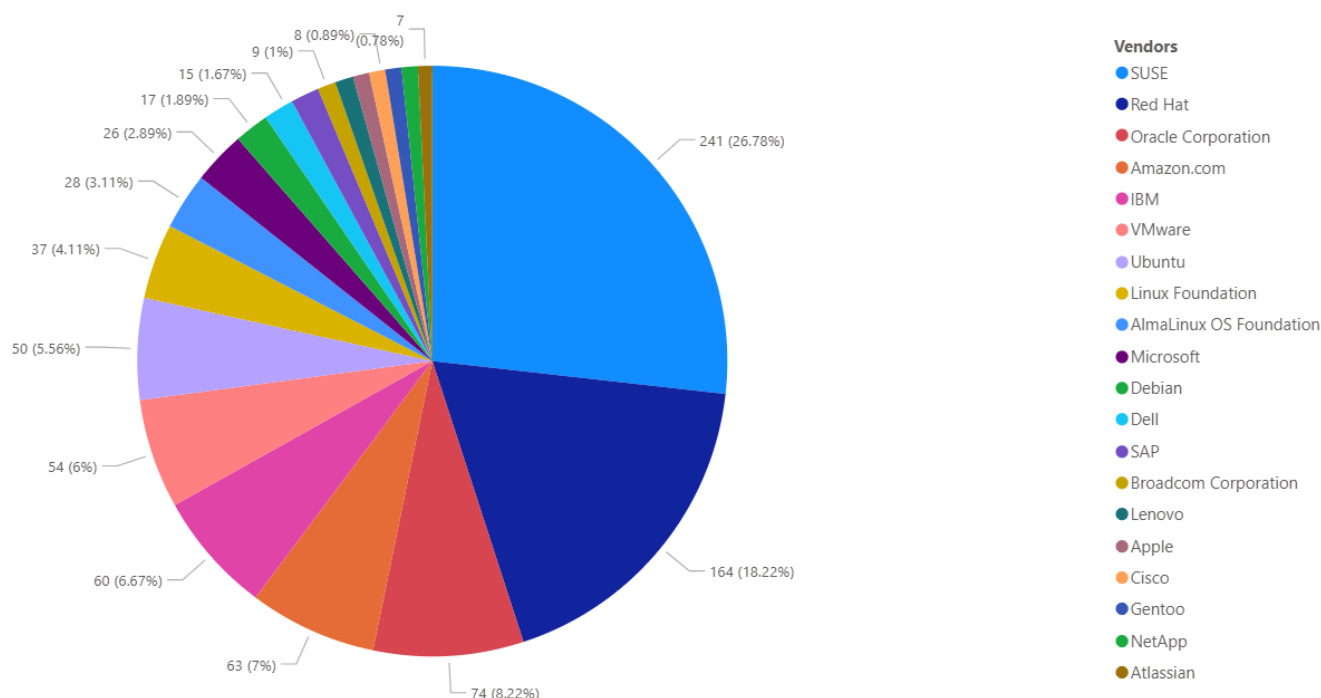
No fix: no patch available for this insecure version, therefore need to upgrade likely (Possibly) fixed: related to a rejection advisory



Vendor view

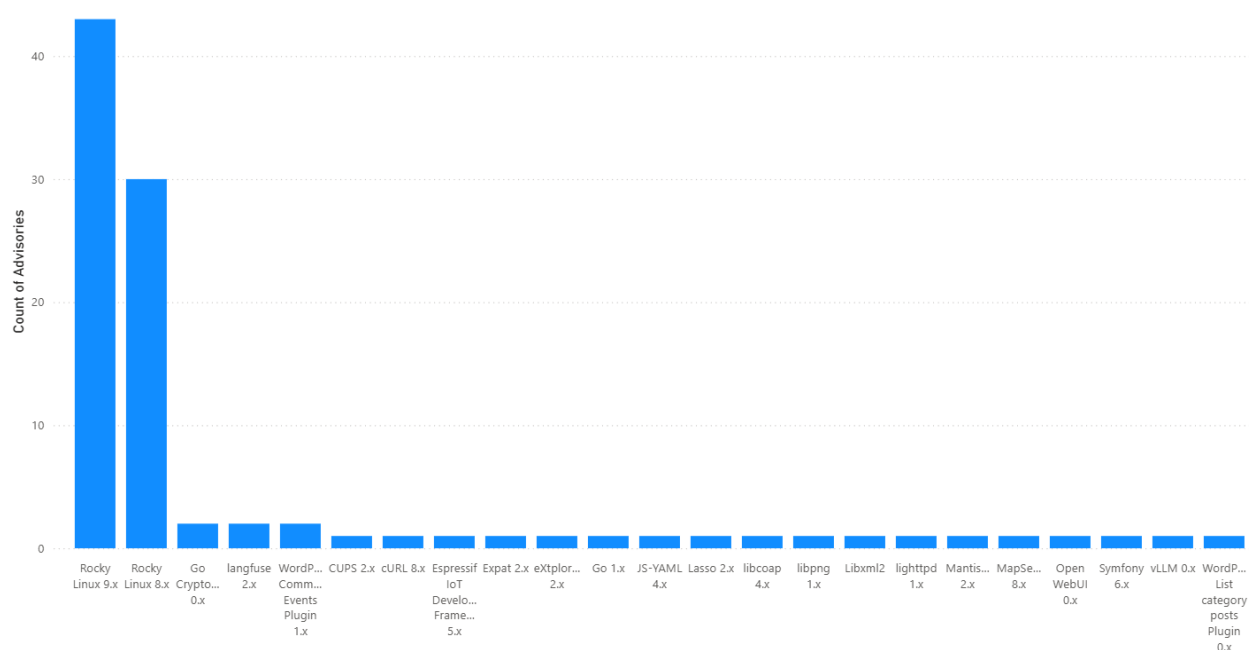
Top vendors with the most advisories

(Excl. Rejection Advisories)

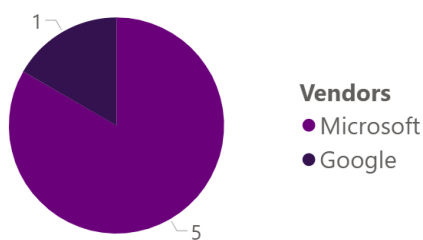


94 Advisories this month were open-source products or plugin

Open-Source Product Versions

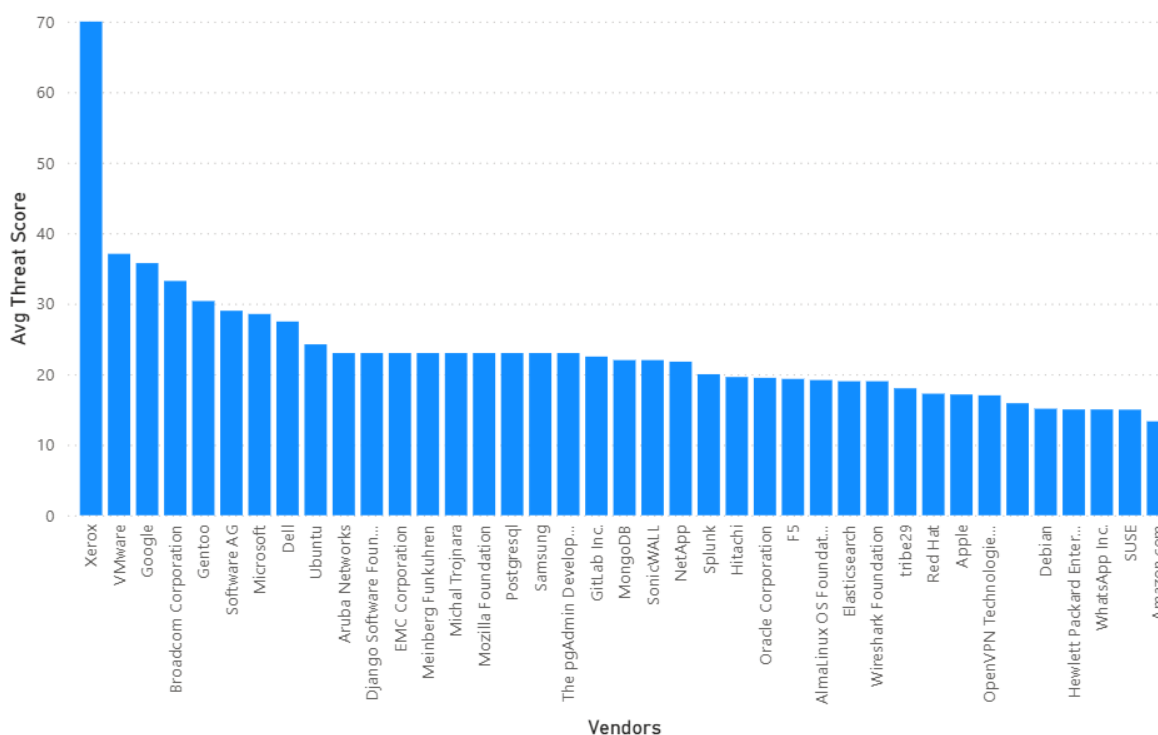


Top vendors with zero-day



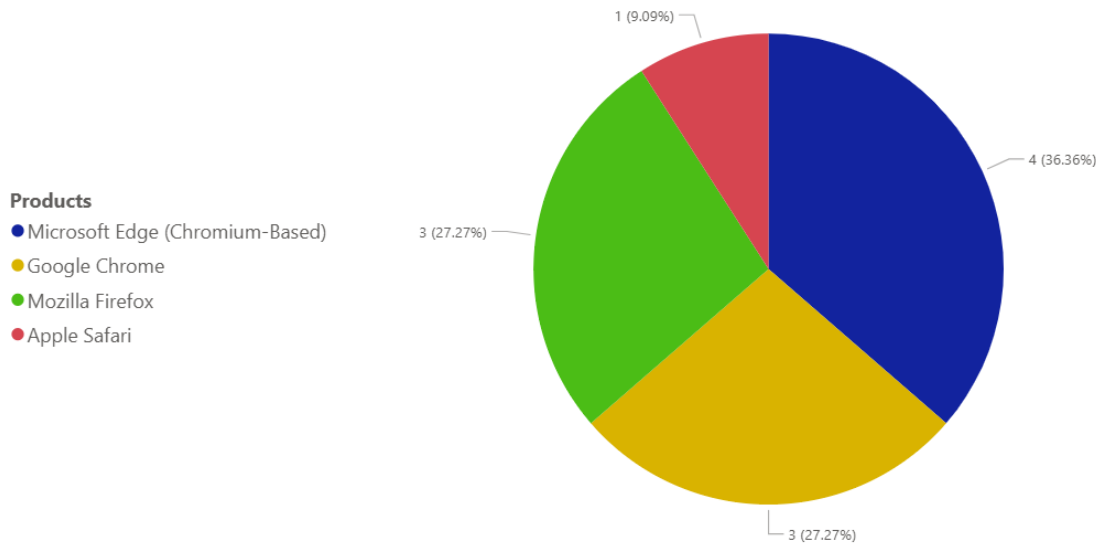
Advisories	Versions	Threatscore
SA147828	Microsoft Windows 10	99.00
SA147824	Microsoft Windows 11	99.00
SA147825	Microsoft Windows Server 2019, Microsoft Windows Server 2022	99.00
SA147632	Microsoft Windows Server 2025	99.00
SA148075	Google Chrome 142.x	94.00
SA147563	Microsoft Edge (Chromium-Based)	94.00

Top Vendors with highest average threat score



Browser-related advisories

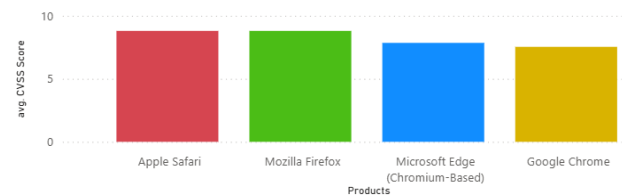
Advisories per browser



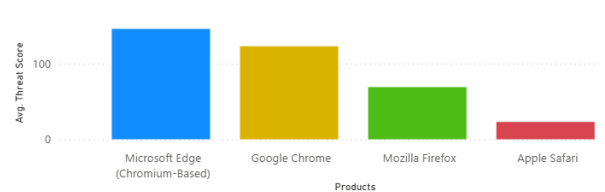
Browser zero-day vulnerabilities

Description	Advisories	Cvss3	ThreatScore	Consequence	ZeroDay
Microsoft Edge (Chromium-Based) Multiple Arbitrary Code Execution Vulnerabilities	SA147563	8.80	94.00	System access	True
Google Chrome Multiple Arbitrary Code Execution Vulnerabilities	SA148075	8.80	94.00	System access	True

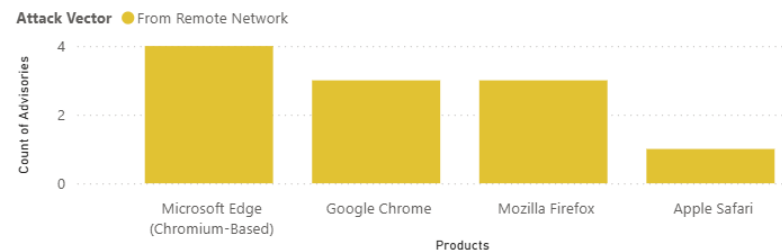
Average CVSS (criticality) score per browser



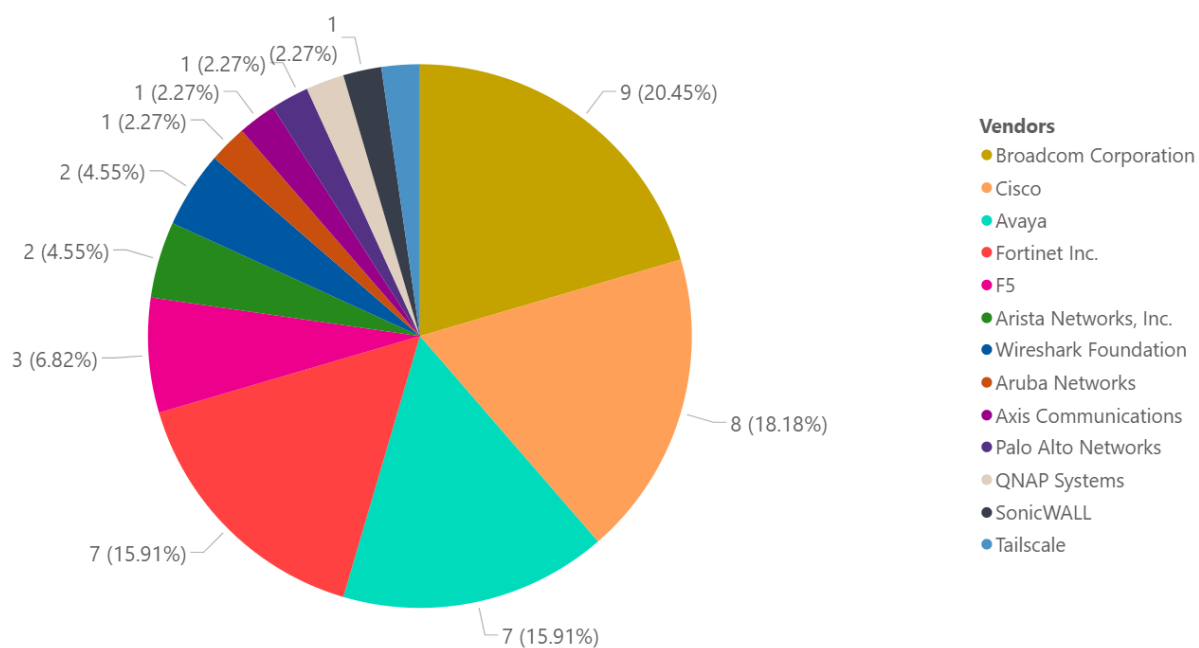
Average threat score per browser



What's the Attack Vector?



Top networking related advisories



Threat intelligence

In a world where there are more than 40,000 new vulnerabilities every year, being smart about prioritizing remediation efforts is essential. Leveraging Threat Intelligence, another valuable layer of insight is provided to help you understand which of the vulnerabilities affecting your environment are actually being exploited in the wild.

Leveraging machine learning, artificial intelligence, and human curation from thousands of sources in the open, deep and dark web, Threat Intelligence augments Software Vulnerability Research's vulnerability intelligence with a Threat Score that provides the ultimate prioritization tool for your busy desktop operations teams.

Threat intelligence data:

Type of Threat affecting Advisories	# SAIDS		Last month
Penetration Testing Tools	659	↑	655
Ransomware Links	39	↑	23
Recent Cyber Exploits	79	↓	127
Historical Cyber Exploit	336	↑	306
Linked to Malware	382	↑	307

Threat intelligence advisory statistics

SAIDs with a threat score (1+)	1,021 ↓ (1,132)
SAIDs with no threat score (=0)	268 ↓ (394)

SAID: Secunia Advisory Identifier

Range	# SAIDS		Last month
Medium-range threat score SAIDs (13-23)	705	↓	(902)
Low-range threat score SAIDs (1-12)	246	↑	(179)
Critical-range threat score SAIDs (45-70)	40	↑	(14)
Very critical threat score SAIDs (71-99)	21	↑	(17)
High-range threat score SAIDs (24-44)	9	↓	(20)

More information about how the Secunia team calculates the threat score:

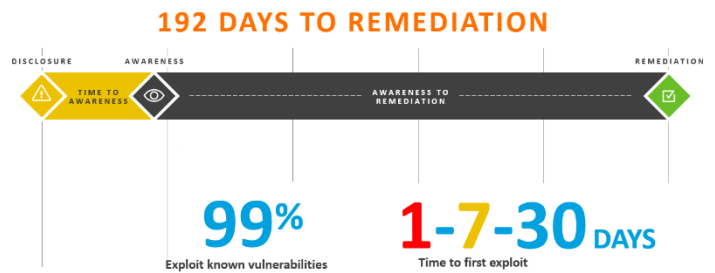
- [Evidence of exploitation](#)
- [Criteria for the threat Score Calculation](#)
- [Threat Score Calculation - Examples](#)

Patching

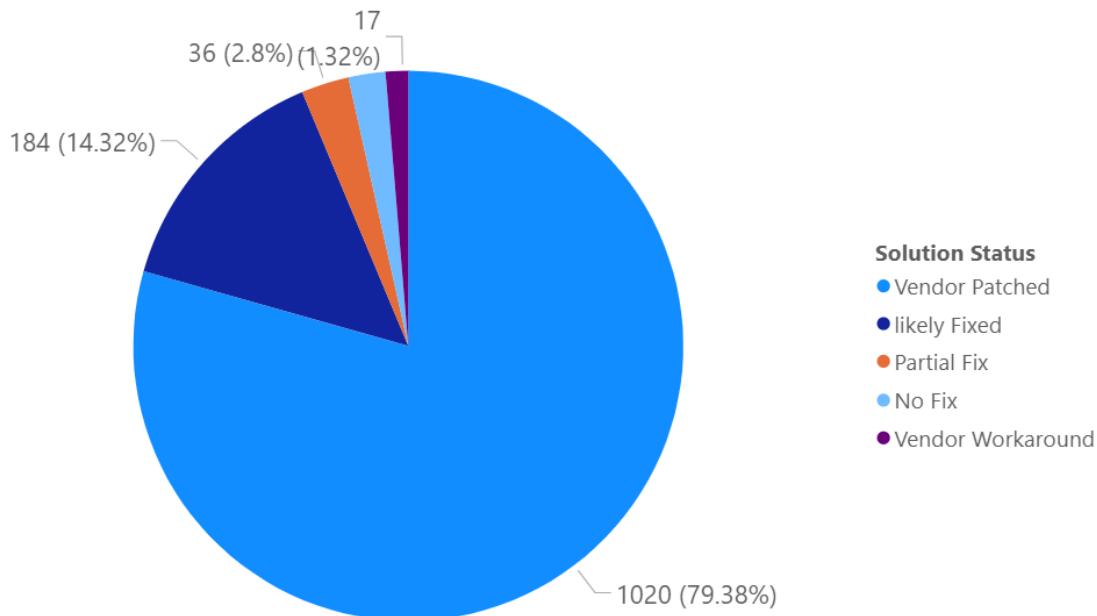
Most of this month's vulnerabilities are vendor patched. In fact, most vulnerabilities are patched within 24 hours after disclosure.

The challenge remains that organizations do not have full visibility or awareness when a vulnerability is disclosed (time to awareness). Another big challenge is the time to remediation (the time from having this information, correlating that with your environment and initiating the process to get the software updated to a secure version).

The Risk Window

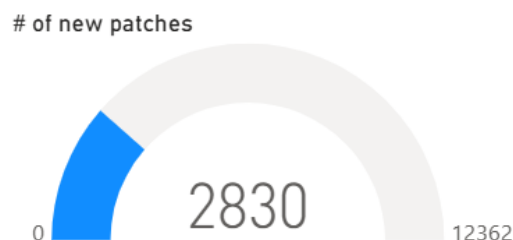


Vulnerabilities that are vendor patched



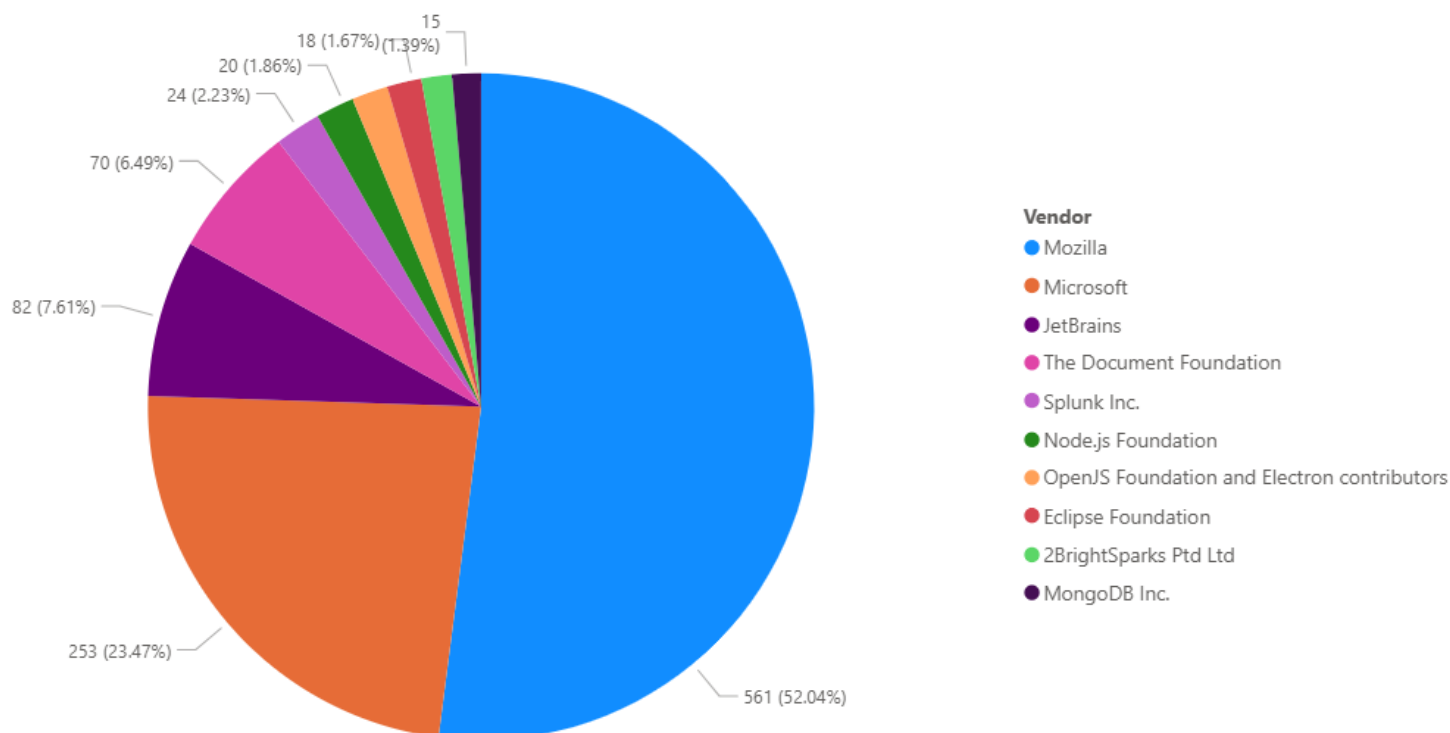
Flexera's Vendor Patch Module (VPM) statistics

Flexera has the largest third-party patch catalog (**12,000+**) in the world. This helps customers act quicker and save time by offering an integrated approach to effectively locate, prioritize threats and remediate them quickly to lower the risk to your organization.



This month's top 10 vendor patches

(Updated Patches per vendor, NOT including MS Patch Tuesday patches)



Other sources

CISA



For the benefit of the cybersecurity community and network defenders—and to help every organization better manage vulnerabilities and keep pace with threat activity—CISA maintains the authoritative source of vulnerabilities that have been exploited in the wild: the Known Exploited Vulnerability (KEV) catalog. CISA strongly recommends all organizations review and monitor the KEV catalog and prioritize remediation of the listed vulnerabilities to reduce the likelihood of compromise by known threat actors.

This month's the additions to the KEV catalog

dateAdded	CVE	Vendor	Product	dueDate
04 November 2025	CVE-2025-11371	Gladinet	CentreStack and Triofox	25 November 2025
04 November 2025	CVE-2025-48703	CWP	Control Web Panel	25 November 2025
10 November 2025	CVE-2025-21042	Samsung	Mobile Devices	01 December 2025
12 November 2025	CVE-2025-12480	Gladinet	Triofox	03 December 2025
12 November 2025	CVE-2025-62215	Microsoft	Windows	03 December 2025
12 November 2025	CVE-2025-9242	WatchGuard	Firebox	03 December 2025
14 November 2025	CVE-2025-64446	Fortinet	FortiWeb	21 November 2025
18 November 2025	CVE-2025-58034	Fortinet	FortiWeb	25 November 2025
19 November 2025	CVE-2025-13223	Google	Chromium V8	10 December 2025
21 November 2025	CVE-2025-61757	Oracle	Fusion Middleware	12 December 2025
28 November 2025	CVE-2021-26829	OpenPLC	ScadaBR	19 December 2025

Top (YTD) KEV vendors

Vendors added this year with Known Exploited Vulnerabilities according to CISA

Vendor	# of CVEs
Microsoft	38
Apple	8
Cisco	7
Fortinet	7
Ivanti	7
Linux	7
Google	6
Citrix	5
Oracle	5
D-Link	4
SonicWall	4
Synacor	4
TP-Link	4
Adobe	3
Android	3
Apache	3
Craft CMS	3
Dassault Systèmes	3
Gladinet	3
Mitel	3
Qualcomm	3
Samsung	3
SAP	3
Sitecore	3
TeleMessage	3
VMware	3

Due Date this month

CISA adds known exploited vulnerabilities to the catalog when there is a clear action for the affected organization to take. The remediation action referenced in [BOD 22-01](#) requires federal civilian executive branch (FCEB) agencies to take the following actions for all vulnerabilities in the KEV, and

CISA strongly encourages all organizations to do the same:

Month	Day	CVE	Vendor	Product
November	4	CVE-2016-7836	SKYSEA	Client View
November	4	CVE-2025-24990	Microsoft	Windows
November	4	CVE-2025-47827	IGEL	IGEL OS
November	4	CVE-2025-59230	Microsoft	Windows
November	5	CVE-2025-54253	Adobe	Experience Manager (AEM) Forms
November	10	CVE-2022-48503	Apple	Multiple Products
November	10	CVE-2025-2746	Kentico	Xperience CMS
November	10	CVE-2025-2747	Kentico	Xperience CMS
November	10	CVE-2025-33073	Microsoft	Windows
November	10	CVE-2025-61884	Oracle	E-Business Suite
November	12	CVE-2025-61932	Motex	LANSCOPE Endpoint Manager
November	14	CVE-2025-54236	Adobe	Commerce andamp; Magento
November	14	CVE-2025-59287	Microsoft	Windows
November	18	CVE-2025-6204	Dassault Systèmes	DELMIA Apriso
November	18	CVE-2025-6205	Dassault Systèmes	DELMIA Apriso
November	20	CVE-2025-24893	XWiki	Platform
November	20	CVE-2025-41244	Broadcom	VMware Aria Operations and VMware Tools
November	21	CVE-2025-64446	Fortinet	FortiWeb
November	25	CVE-2025-11371	Gladinet	CentreStack and Triofox
November	25	CVE-2025-48703	CWP	Control Web Panel
November	25	CVE-2025-58034	Fortinet	FortiWeb

More information

Below are a few links with information about how Flexera can help you with creating an effective software vulnerability and patch management process to reduce security risk.

- [Flexera's Software Vulnerability Manager landing page](#)
- [Request a trial / demo](#)
- [Flexera's Community Pages](#)

with lots of great resources of information including:

- Software Vulnerability Management Blog
- Software Vulnerability Management Knowledge Base
- Product Documentation
- Forum
- Learning Center

About Flexera

Flexera helps organizations understand and maximize the value of their technology, saving billions of dollars in wasted spend. Powered by the Flexera Technology Intelligence Platform, our award-winning IT asset management, FinOps and SaaS management solutions provide comprehensive visibility and actionable insights on an organization's entire IT ecosystem. This intelligence enables IT, finance, procurement and cloud teams to address skyrocketing costs, optimize spend, mitigate risk, and identify opportunities to create positive business outcomes.

More than 50,000 global organizations rely on Flexera and its Technopedia reference library, the largest repository of technology asset data. Learn more at flexera.com.

Secunia Research from [Flexera](#) is comprised of world-class security specialists dedicated to discovering, testing, verifying, and validating vulnerabilities in a wide range of software products. Since 2002, Secunia Research has provided the most accurate and reliable vulnerability intelligence available. The team's expertise ensures that organizations receive the best vulnerability intelligence for mitigating risks effectively.

This industry-leading vulnerability research forms the foundation for two of Flexera's key products: **Software Vulnerability Management (SVM)** and **Software Vulnerability Research (SVR)**.

SVM leverages Secunia Research to help organizations proactively manage software vulnerabilities. Automating the identification, reporting, prioritization, and patching of vulnerabilities, shrinking the risk window and increasing security.

With **SVR**, organizations gain access to real-time, verified vulnerability – and threat intelligence. Covering more than 72,000 products, SVR provides detailed advisories that many valuable datapoints to help security teams prioritize remediation efforts, reduce risk, and stay ahead of potential threats.

www.flexera.com/svm