

InstallAnywhere 2022

Create multi-platform installations
for physical, virtual and cloud environments

You've built a great software product that users love. Why risk an installation error and a poor customer experience? Play it safe with Revenera's InstallAnywhere®. It's the leading multi-platform solution for developers creating installers for physical, virtual and cloud environments.

"Customers access our products in increasingly complex environments—from physical, traditional environments to cloud and virtual environments and we need to make it easy for them. Revenera understands this. InstallAnywhere, with its easy-to-use interface, is the engine that enables Axway to deliver a seamless, consistent user experience when deploying Axway Secure Client on various operating systems in multiple environments."

PAUL FRENCH

—VICE PRESIDENT, STRATEGY & MARKETS, AXWAY



KEY BENEFITS:

- **InstallAnywhere delivers** an ideal combination of ease-of-use and powerful functionality.
- **More developers choose us** to build reliable and consistent installation for desktop, server, cloud and virtual environments.
- **Know what's in your code** with a quick scan of your project to find Open Source Software vulnerabilities and dependencies.
- **Present installation** text in up to 31 different languages for localizing installations.

From a single project file and build environment, InstallAnywhere creates reliable installations for these on-premises platforms: Windows®, Linux®, Apple®, Solaris®, AIX, HP-UX and IBM®. Take existing and new software products to a virtual and cloud infrastructure, and create Docker containers—all from a single InstallAnywhere project.


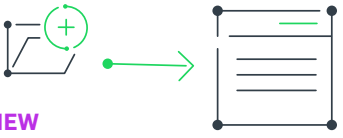
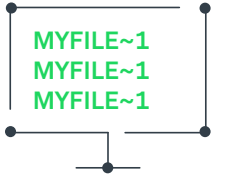
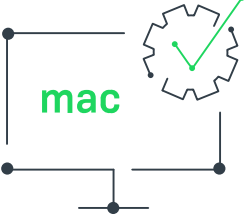

Create Java-Based Installations for Multi-Platform Applications, Including Windows 10

Save time by creating a single installation project to build installations for each of the platforms your applications support.

Create Cloud-Ready Virtual Appliances

Advanced functionality enables you to take existing and new software products to a virtual and cloud infrastructure. Use InstallAnywhere 2022 to easily create cloud-ready, multi-tier virtual appliances to deploy multi-platform applications automatically to Amazon EC2, and create enterprise-ready, multi-tier virtual appliances to deploy multi-platform applications automatically (OVF 1.1 Compliant).

InstallAnywhere 2022 FEATURES

 <p>NEW</p> <h3>macOS Monterey Support and Support for Apple M1</h3> <p>Build installers that run seamlessly in the latest macOS version, Monterey</p>	 <p>NEW</p> <h3>File Association in Windows</h3> <p>Define apps for file associations through extensions and URL prefixes in Windows.</p>	 <p>NEW</p> <h3>8.3 Actions</h3> <p>Action to enable 8.3 naming convention in Windows</p>
 <p>ENHANCED</p> <h3>Improved macOS Support</h3> <p>Stability of notarization is improved and a new utility added to automate notarization of installers in macOS</p>	 <p>ENHANCED</p> <h3>Get User Input Panel Options</h3> <p>Ability to define mandatory fields in Get User Input panel</p>	

Key Product FEATURES

Support for Java 18

Be Java 18 ready and be more efficient. Quickly detect and automatically run Java 18 VM on the host or create and bundle Java VM packs.

Updated Designer Interface

InstallAnywhere 2022 has a fresh, modern GUI to give you the engaging and professional experience you expect from the multi-platform installation leader.

Advanced Upgrade Capability

Create installers that can use a combination of upgrade, maintenance, and instance management functionality. On a machine with multiple instances, choose which operation to perform for each one, upgrade existing versions or run maintenance to add/remove features.

Create Java-Based Installations for Multi-Platform Applications, Including Windows 10

Save time by creating a single installation project to build installations for each of the platforms your applications support.

Support Latest Microsoft Certificate Requirements

Support signature requirements for SHA-256 certificates and digests.

Advanced Ui Designer

WYSIWYG designer for installation panels makes it fast and easy to create appealing, DPI-aware installations. Designs can be saved as templates and reused to ensure consistent branding across all your products.

Rules Manager

Simplify the development of multi-platform installations by defining reusable platform rules that are automatically applied based on file types.

Install Dependencies from Linux® Package Managers

Implement Linux best practices and reduce steps for managing RPM and DEB prerequisites by installing dependencies from Linux package managers.

Install Databases To Ibm Db2, Microsoft® Sql, Mysql®, And Oracle®

Simplify development of installations for complex applications by ensuring your installations can easily connect to the leading database servers: IBM DB2, Microsoft SQL, MySQL and Oracle. Built-in panels give your users the ability to easily connect installations to the database server.

Install Web Apps To Tomcat and Websphere

Install web apps directly to Apache Tomcat and IBM WebSphere.

"Not only was I able to create our installers on the same day that I downloaded InstallAnywhere, but each installer ran without errors on all platforms."

SHAWN CAMPBELL

—PRINCIPAL RELEASE ENGINEER, YANTRA



Key Product Features Continued

Build Docker Images From Any InstallAnywhere Project

Increase your deployment options and simplify installation development by automatically creating both Docker images and traditional platform installers from a single InstallAnywhere project. Share your Docker images and make your applications visible in the Docker Hub and private repositories.

Silent, Console, and GUI Installations

Support for a wide range of deployment scenarios. InstallAnywhere installations support running silently, via console, or through graphical wizards.

Multilingual Runtime Support

Present installation text in up to 31 different languages for localizing installations.

Automation Interface

Support continuous integration practices and reduce manual editing by leveraging automation scripts to edit, build, and test installations via Java APIs.

InstallAnywhere Standalone Build

Support continuous integration practices by building InstallAnywhere projects on a separate clean build system.

NEXT STEPS

Learn more about InstallAnywhere.

[LEARN MORE >](#)

Reverera provides the enabling technology to take products to market fast, unlock the value of your IP and accelerate revenue growth—from the edge to the cloud. www.reverera.com